



2025-2026

INCOMING STUDENTS GUIDE  
TO: **APPLYING FOR  
HOUSING**



# WELCOME TO MARYWOOD HOUSING AND RESIDENCE LIFE!

**— We're glad you're here!**

As you begin your college journey, one of the most important steps is securing your on-campus housing. Living on campus is more than just a place to stay, it's an opportunity to fully immerse yourself in the Marywood experience!

All new incoming students will need to complete a housing application and profile through our online housing tool, eRezLife, to reserve your spot in on-campus housing for the 2025-2026 academic year.

The following pages will give you specific information about the housing application, how to find a roommate, and will answer many of your questions. Please reach out to our office if you encounter any issues or have any questions.



# TABLE OF CONTENTS

- Highlights
- How to: Housing Application
- How to: Roommate  
Groups/Roommeez
- Important Notes
- Housing Policies

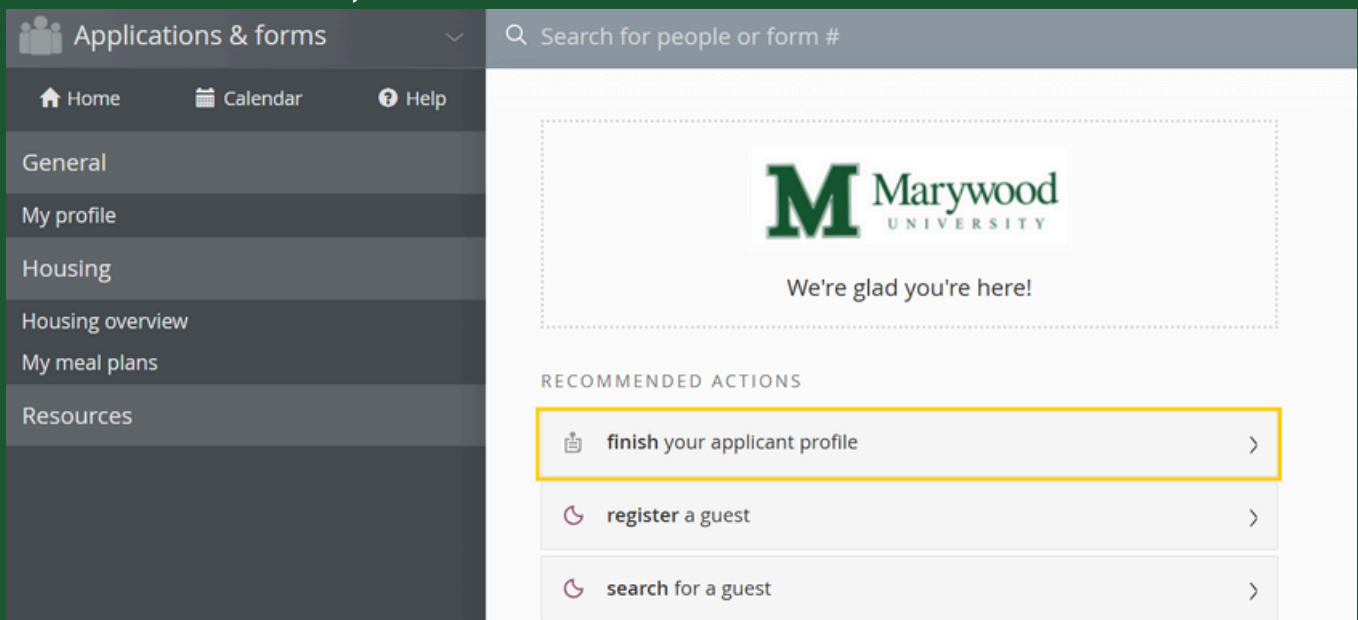


# HIGHLIGHTS

- You can use the Roomeez feature to search for your potential roommate(s)
- You'll be living amongst your fellow incoming classmates
- You can choose the meal plan that best meets your needs

# HOW TO FILL OUT THE HOUSING APPLICATION

1. Go to: <https://marywood.erezlife.com>
2. Log in with your Marywood credentials
  - \*Reminder: it is *username@marywood.edu*\*
  - *Check your personal email as these credentials are sent when you are confirmed to attend Marywood*
3. Complete your applicant profile (if needed)



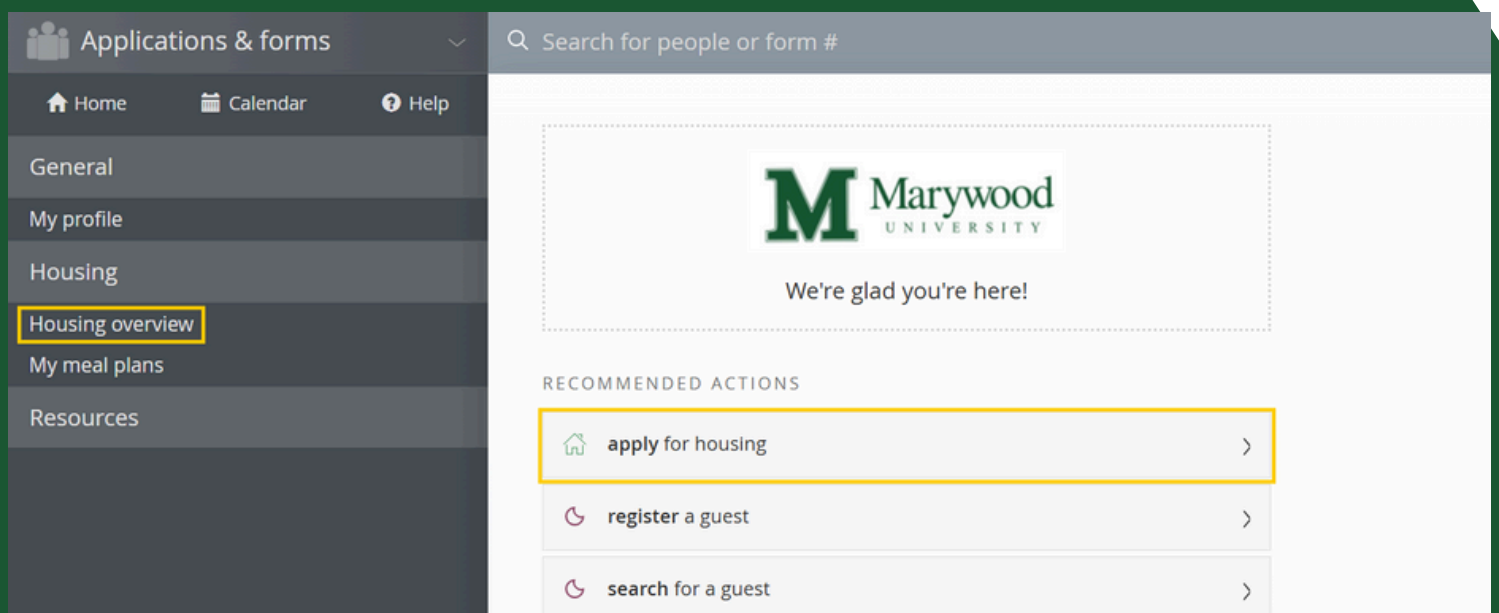
The screenshot shows the Marywood Housing Portal interface. On the left is a dark sidebar menu with the following items: Applications & forms (with a dropdown arrow), Home, Calendar, Help, General, My profile, Housing, Housing overview, My meal plans, and Resources. The main content area has a search bar at the top that says "Search for people or form #". Below the search bar is a white box containing the Marywood University logo and the text "We're glad you're here!". Underneath this is a section titled "RECOMMENDED ACTIONS" with three items: "finish your applicant profile" (highlighted with a yellow border), "register a guest", and "search for a guest". Each item has a right-pointing arrow.

**Scan this -- It will take you  
to the housing portal, too!**



# CONTINUED...

4. All housing application forms can be found under the housing overview tab. You will also see a recommended action to 'apply for housing' which will direct you to the housing overview.



5. Click the 'Apply Now' button to begin the application process.



# CONTINUED...

**\*\*Note\*\*** If you haven't finished your housing profile and profile questions, you may need to complete both before moving on to the application form.

6. Once you have opened the application, fill out all required fields.

- These fields will include emergency contact information, housing accommodations & roommate Preferences.
- Mandatory questions are indicated with a red asterisk (\*).

Home Calendar Help

General

My profile

Assessments

Housing

Housing overview

My meal plans

2025-2026 Academic Year - Residential ▲

2025-2026 Academic Year - Residential

My roommate profile

Roommate groups

Forms

Resources

## 2025-2026 Academic Year - Residential

Application deadline: Jul 18, 2025

Application form Confirm application

Please fill out the following questions to the best of your ability.

Show all options Hide all options Expand all Collapse all

### Housing Application

All students need to submit their own application in order to form a roommate group and be assigned together.

Incomplete applications and missing group member applications can not be considered.

For a complete list of 2025-2026 Room and Board Fees please follow this [LINK](#).

Please keep in mind that we are unable to hold empty spaces or hold double rooms as single rooms.

Submission of an application does not guarantee housing placement. While Housing and Residence Life does their best to honor student preferences, we cannot guarantee that student's request for specific housing will be granted.

7. Whether you've already decided whom you'd like to live with or not, it's important to complete the roommate questionnaire to create your roommate profile.

# CONTINUED...

### Roommate Preferences

If you have a specific request for a roommate, you will have an opportunity to create a roommate pair or group after submitting your completed housing application. You can do so by selecting 'Roommate Groups' from the left side menu. Your chosen roommate will also need to have submitted a housing application for you to create a group with them.

If you are not sure who you would like to live with yet, you can choose to search for possible roommates using Roomeez! Start by turning on your 'RoomeeZ' profile by selecting 'My Roommate Profile' from the left side menu. Here you can decide what information to share about yourself with potential roommates. Once you have turned on your profile, you will be able to search for others and invite them to join a roommate group with you. Everyone you invite to your roommate group will need to accept the invitation.

You can also choose not to create a roommate group. In this case, we will do our best to use the below preference information to match you.

What kind of relationship do you want in a roommate? \*

To be respectful and peacefully coexist. ▾

What kind of relationship do you want your roommate to want with you? \*

Do everything together. ▲

To be friends.

To be respectful and peacefully coexist.

Choose your preferred options from the list to the left. Move options up the list to indicate a higher preference.

Once you have finished the form, click 'Save' to store your data, or click 'Save and Continue' to move forward with your application.

Please note: Housing and Residence Life values the enriching experience of sharing a room with a roommate and being part of a larger wing or floor community. All first-year students will be paired with a roommate to the best of our ability.



# CONTINUED...

8. On the confirmation page, please review your application details and check off the terms listed indicating that you understand and agree with the statements.

## 2025-2026 Academic Year - Residential

Application deadline: Jul 18, 2025

Application form

Confirm application

Please review your application details before proceeding.

### Your application overview:

- You are applying for 2025-2026 Academic Year - Residential residence

To complete your application, read the enclosed contract below and ensure that your residence deposit is received no later than Jul 18, 2025. Please check off the three items below indicating that you understand and agree with all statements.

- I have opened, read, understood, and agree to the enclosed [terms & conditions file](#)
- I declare all information I have disclosed throughout this application process is correct
- I have submitted/will submit my residence deposit by  and it will be received by Jul 18, 2025

Submit application

[Questions about your application?](#)

# CONTINUED...

9. Once you have successfully submitted your application, you will see a confirmation message along with your receipt number. A copy of the receipt will also be sent to your Marywood email address.

Application form

Confirm application

## Thank you!

Your application has successfully been completed. Please keep your receipt id for your reference. A copy of this receipt was sent to [alichtenwalter@marywood.edu](mailto:alichtenwalter@marywood.edu).

Receipt #1409

Submission Date\*: Mar 26, 2025

\* may change upon updating application details

### Your next steps:

You must pay the room reservation fee in order to remain in your housing assignment

[Pay Your Room Reservation Fee in the Portal](#)

### Your application overview:

- You are applying for 2025-2026 Academic Year - Residential residence

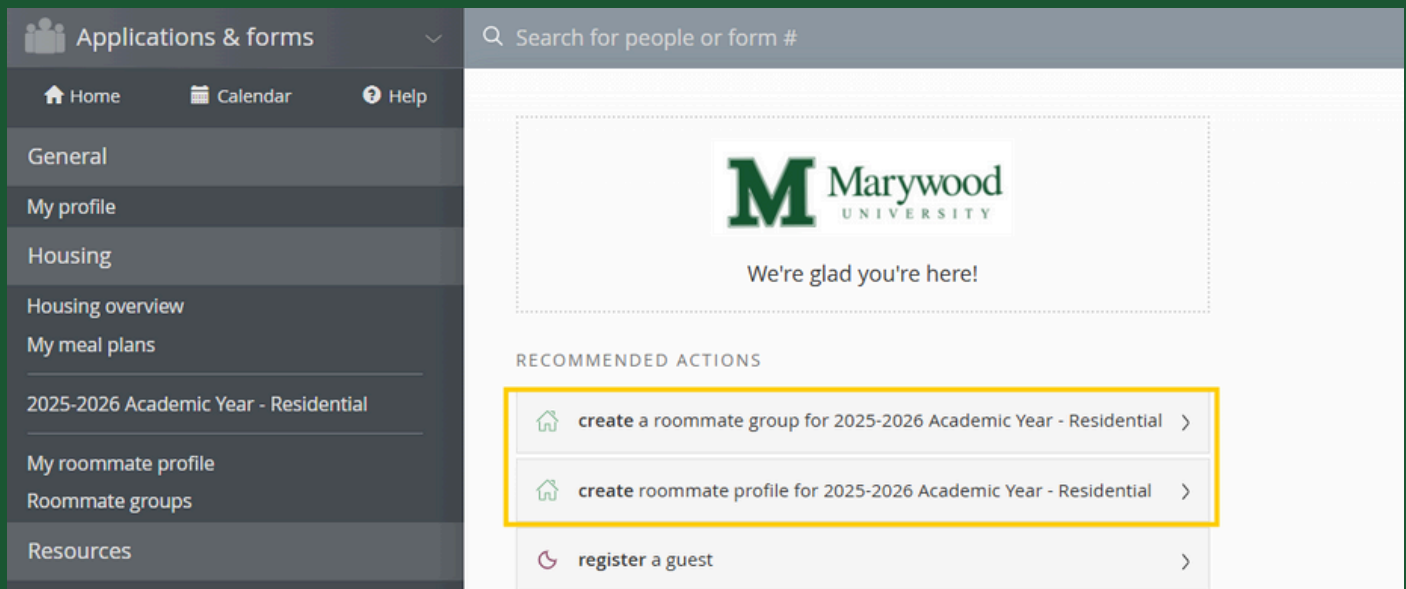
To complete your application, read the enclosed contract below and ensure that your residence deposit is received no later than Jul 18, 2025. Please check off the three items below indicating that you understand and agree with all statements.

- I have opened, read, understood, and agree to the enclosed [terms & conditions file](#)
- I declare all information I have disclosed throughout this application process is correct
- I have submitted/will submit my residence deposit by  and it will be received by Jul 18, 2025

[Questions about your application?](#)

# ROOMMATE GROUPS & PROFILES

1. After completing your profile & application, you will see new recommended actions: **Creating a roommate group & Creating a roommate profile**



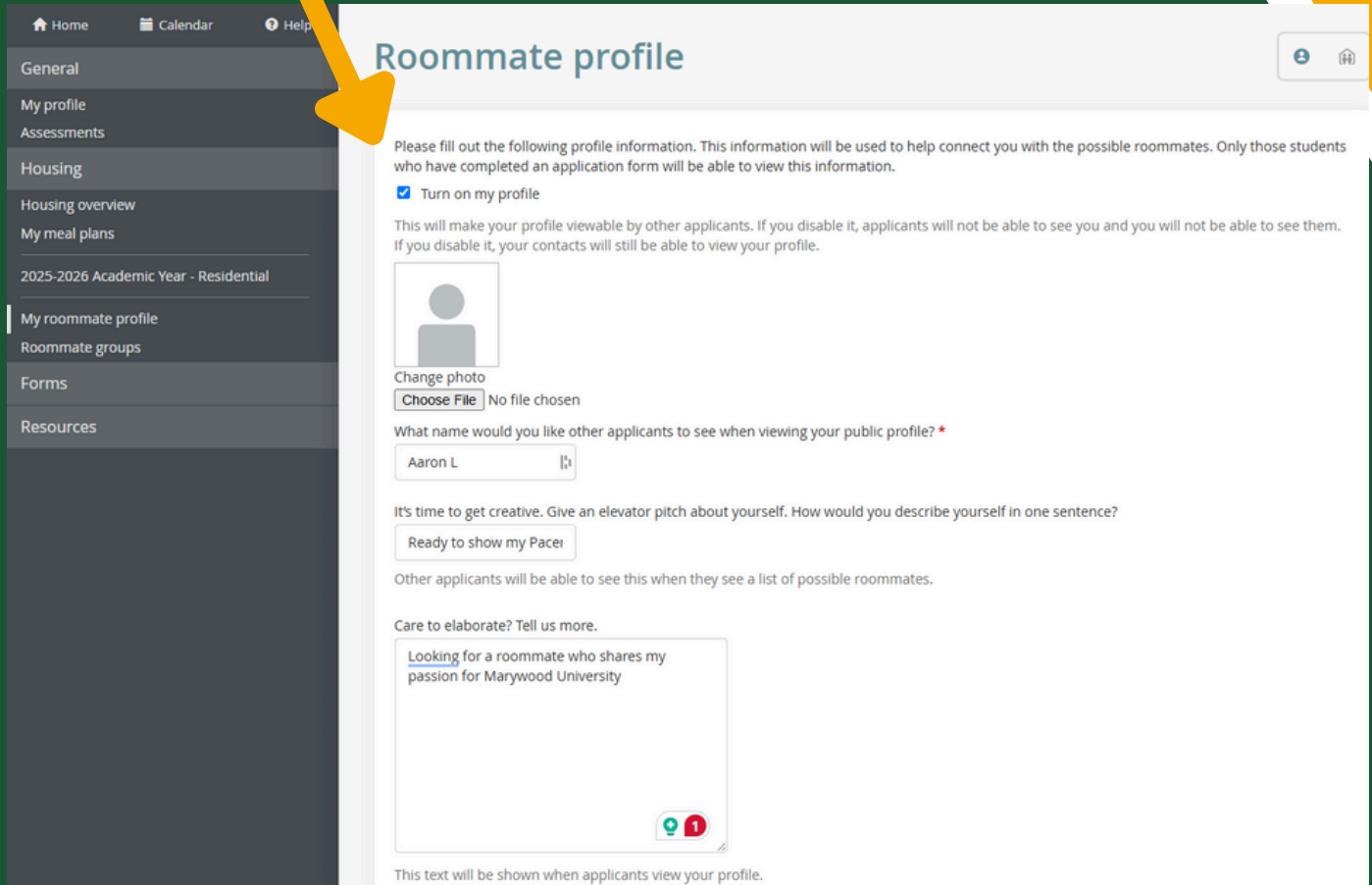
2. We recommend creating a roommate profile (which can be seen on the next page) and includes:

- A photo
- An “elevator pitch” about yourself
- a “Care to Elaborate” section to provide more information
- Any contact & social media information you wish to share

**\*\*These items, along with your roommate preferences, can be used to help you find the best fit for a roommate!\*\***

# CONTINUED...

*Make sure you turn your profile on by clicking the checkbox above the profile photo!!*




**Roommate profile**

Please fill out the following profile information. This information will be used to help connect you with the possible roommates. Only those students who have completed an application form will be able to view this information.

Turn on my profile

This will make your profile viewable by other applicants. If you disable it, applicants will not be able to see you and you will not be able to see them. If you disable it, your contacts will still be able to view your profile.



Change photo  
 No file chosen

What name would you like other applicants to see when viewing your public profile? \*

It's time to get creative. Give an elevator pitch about yourself. How would you describe yourself in one sentence?

Other applicants will be able to see this when they see a list of possible roommates.

Care to elaborate? Tell us more.

This text will be shown when applicants view your profile.

**Note:** If you don't see many profiles in your search, it may be because other students have yet to add theirs or your search criteria may need to be expanded. Don't worry – as time goes on, more students will log in and complete their profiles.

How would you like your contacts to communicate with you?

This system does not provide a way for you to communicate with your contacts. We'll leave that to social media and email. To help facilitate communication, let us know your preferred methods. These will only be viewable by your approved contacts.

Phone or text

Email

Facebook

X

Tumblr

Pinterest

Instagram

Other

TikTok

WeChat

YouTube

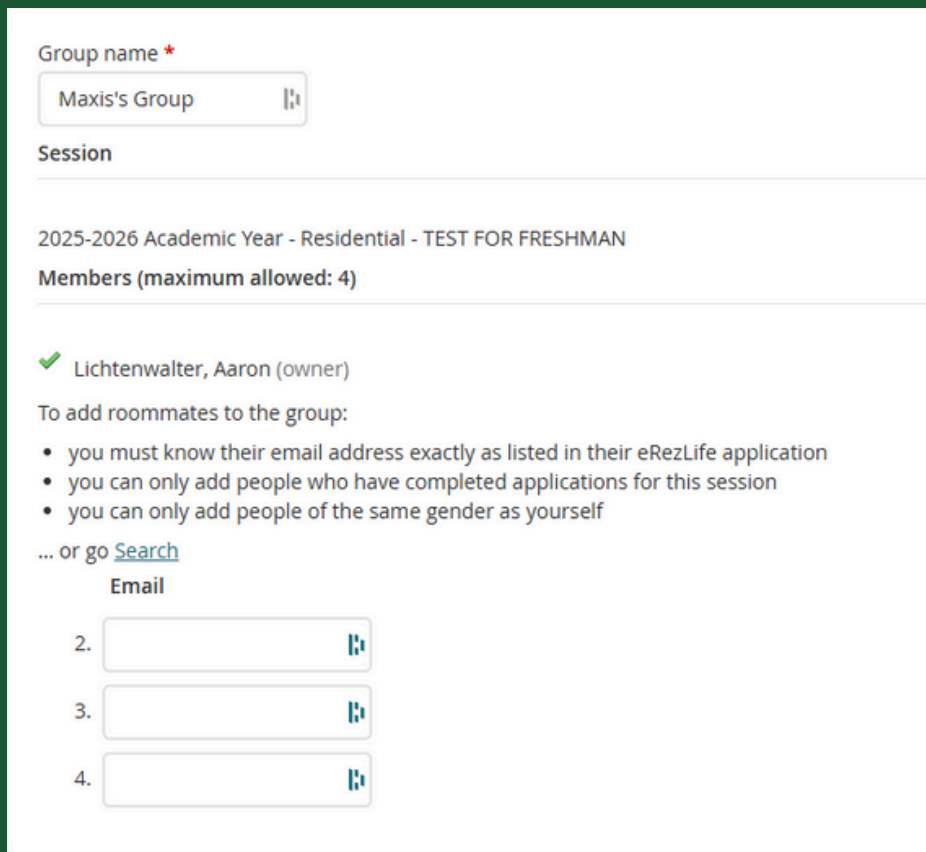
Snapchat

WhatsApp

# CONTINUED...

3. After finding the classmate(s) that you wish to live with, you can create a roommate group, which the system will use to place you all together in a room that fits

- If you wish to create a roommate group, you must name the group (i.e. Pacer Pride) and enter the emails of those whom you want to live with.  
\*Remember, it's *username@marywood.edu*\*



The screenshot shows a web form for creating a roommate group. At the top, there is a field for "Group name" with a red asterisk, containing the text "Maxis's Group". Below this is a "Session" dropdown menu set to "2025-2026 Academic Year - Residential - TEST FOR FRESHMAN". Underneath, it says "Members (maximum allowed: 4)". A green checkmark indicates that "Lichtenwalter, Aaron (owner)" has been added. Below this, there is a section titled "To add roommates to the group:" with three bullet points: "you must know their email address exactly as listed in their eRezLife application", "you can only add people who have completed applications for this session", and "you can only add people of the same gender as yourself". There is a link for "Search" and a section labeled "Email" with three numbered input fields (2, 3, 4) for adding more members.

**\*\*Didn't find (or don't want to look for) a roommate? No worries!**

**Housing and Residence Life will match you with a compatible roommate based on the preferences you've provided in your housing application.\*\***

# CONTINUED...

Congratulations! After you complete the last step, you have finished the housing application process and have confirmed your place in housing for the next academic year!



Housing assignments will be initially released mid-June and then on a rolling basis until the beginning of the fall semester.

## Go Pacers!



# IMPORTANT NOTES

1. Students who may need housing accommodations due to a documented disability must submit a request to Student Disability Services. For more information, email [disabilityservices@marywood.edu](mailto:disabilityservices@marywood.edu).
2. All residential students are required to maintain a campus meal plan, and you will be able to select the plan of your choice within eRezLife.

a. The two meal plan options for first-year students are:

- i. **PacerGold**
- ii. **PacerGreen**

Scan this QR code to  
learn more  
information about  
campus meal plans



## 3. **Move-in day is August 20th!**

a. Students moving into Loughran Hall are assigned a move-in time based on their floor and room number:

i. 8:00am - 10:00am: 3rd Floor Move-In

1. Rooms 302-321 follow the **Green Route**
2. Rooms 323-354 follow the **Orange Route**

ii. 10:00am - 12:00pm: 2nd Floor Move-In

1. Rooms 202-221 follow the **Green Route**
2. Rooms 223-253 follow the **Orange Route**

iii. 12:00pm - 2:00pm: 1st Floor & Terrace Floor Move-In

1. Rooms 102-121 follow the **Green Route**
2. Terrace Level: Follow the **Green Route**

b. More information regarding move-in will be shared closer to the beginning of the Fall Semester.

# HOUSING POLICIES

## Residency Requirement

Eligibility to live in Marywood housing is limited to full-time Marywood students and students enrolled in the University's Intensive English, Global Education, or similar program. Full-time undergraduate students must be enrolled for a minimum of 12 credits each semester, and graduate students must be enrolled for a minimum of 6 credits each semester. Marywood's residency requirement is that all unmarried, full-time undergraduate students must reside in University housing during their first two years of enrollment unless they are at least 21 years of age or are living with their parents/guardians in their primary family homes that are within a 45-mile radius of Marywood's campus.

## Housing Agreement

The Housing agreement is binding for an entire academic year (two semesters) commencing with the Fall semester; except when the resident completes graduation requirements midyear, when the resident enters into the Agreement at the beginning of the Spring Semester, or when exceptional circumstances are present that result in the resident receiving approval for a release from this agreement.

## Room Changes

Once room placements are confirmed, all room change requests must be submitted to the Office of Housing and Residence Life for approval. Please note that our office freezes all room change requests starting two weeks before a semester starts, and the freeze is lifted two weeks after a semester begins.





# QUESTIONS?

---

(570) 348-6236  
reslife@marywood.edu  
013 | Loughran Hall